

UNDERDRAIN COMPONENTS



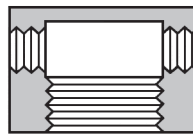
HUBS FOR STEEL AND COMPOSITE TANKS



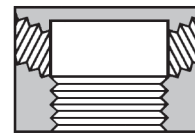
Technical Specifications:

Maximum recommended operating temperature 140°F (60°C)
 Maximum recommended operating pressure 150 PSI
 Material PVC (Standard) *

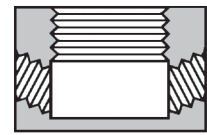
* Other materials available include CPVC, PP, PVDF, Kynar, PTFE, Teflon



STANDARD



TYPE A



TYPE B

Single Row Hubs

Part Number	Style	Piping Size FNPT	Number of Inlets FNPT	Overall Height Inches	Outside Diameter Inches	Side Wall Minimum Inches	Top Wall Minimum Inches
SM-C034024	Standard	3/4 inch	(4) 0.25 inch	1.75	1.875	0.50	0.25
SM-034024A	Type A	3/4 inch	(4) 0.25 inch	1.75	1.875	0.50	0.25
SM-C034024B	Type B	3/4 inch	(4) 0.25 inch	1.75	1.875	0.50	0.25
SM-C1124	Standard	1 inch	(4) 0.50 inch	2.00	1.875	0.375	0.25
SM-C1124A	Type A	1 inch	(4) 0.50 inch	2.00	1.875	0.375	0.25
SM-C1124B	Type B	1 inch	(4) 0.50 inch	2.00	1.875	0.375	0.25
SM-C1344	Standard	1 inch	(4) 0.75 inch	2.125	2.375	0.375	0.25
SM-C1344A	Type A	1 inch	(4) 0.75 inch	2.125	2.375	0.375	0.25
SM-C1344B	Type B	1 inch	(4) 0.75 inch	2.125	2.375	0.375	0.25
SM-C14126	Standard	1.25 inch	(6) 0.50 inch	2.25	3.00	0.50	0.375
SM-C14126A	Type A	1.25 inch	(6) 0.50 inch	2.25	3.00	0.50	0.375
SM-C14126B	Type B	1.25 inch	(6) 0.50 inch	2.25	3.00	0.50	0.375
SM-C14344	Standard	1.25 inch	(4) 0.75 inch	2.25	3.00	0.50	0.375
SM-C14344A	Type A	1.25 inch	(4) 0.75 inch	2.25	3.00	0.50	0.375
SM-C14344B	Type B	1.25 inch	(4) 0.75 inch	2.25	3.00	0.50	0.375
SM-C15128	Standard	1.5 inch	(8) 0.50 inch	2.25	3.00	0.50	0.375
SM-C15128A	Type A	1.5 inch	(8) 0.50 inch	2.25	3.00	0.50	0.375
SM-C15128B	Type B	1.5 inch	(8) 0.50 inch	2.25	3.00	0.50	0.375
SM-C15346	Standard	1.5 inch	(6) 0.75 inch	2.25	3.00	0.50	0.375
SM-C15346A	Type A	1.5 inch	(6) 0.75 inch	2.25	3.00	0.50	0.375
SM-C15346B	Type B	1.5 inch	(6) 0.75 inch	2.25	3.00	0.50	0.375
SM-C2348	Standard	2 inch	(8) 0.75 inch	2.50	4.00	0.50	0.437
SM-C2348A	Type A	2 inch	(8) 0.75 inch	2.50	4.00	0.50	0.437
SM-C2348B	Type B	2 inch	(8) 0.75 inch	2.50	4.00	0.50	0.437

UNDERDRAIN COMPONENTS



HUBS FOR STEEL AND COMPOSITE TANKS

Double Row Hubs

Part Number	Style	Piping Size FNPT	Number of Inlets FNPT	Overall Height Inches	Outside Diameter Inches	Side Wall Minimum Inches	Top Wall Minimum Inches
SM-C23416B	Type B	2 inch	(16) 0.75 inch (2 rows 8)	3.75	4.00	0.750	0.50
SM-C2116A	Type A	2 inch	(16) 1 inch (2 Rows 8)	5.00	5.50	1.25	0.50
SM-C253412	Standard	2.5 inch	(12) 0.75 inch (2 Rows 6)	3.625	4.00	0.50	0.437
SM-C253412A	Type A	2.5 inch	(12) 0.75 inch (2 Rows 6)	3.625	4.00	0.50	0.437
SM-C253412B	Type B	2.5 inch	(12) 0.75 inch (2 Rows 6)	3.625	4.00	0.50	0.437
SM-C33416	Standard	3 inch	(16) 0.75 inch (2 Rows 8)	4.00	4.50	0.50	0.437
SM-C33416A	Type A	3 inch	(16) 0.75 inch (2 Rows 8)	4.00	4.50	0.50	0.437
SM-C33416B	Type B	3 inch	(16) 0.75 inch (2 Rows 8)	4.00	4.50	0.50	0.437
SM-C33424B	Type B	3 inch	(24) 0.75 inch (3 Rows 8)	5.75	4.50	1.25	0.437
SM-C3120A	Type A	3 inch	(20) 1 inch (2 Rows 10)	4.50	6.00	0.875	0.50
SM-C4116	Standard	4 inch	(16) 1 inch (2 Rows 8)	4.625	5.50	0.50	0.437
SM-C4116A	Type A	4 inch	(16) 1 inch (2 Rows 8)	4.625	5.50	0.50	0.437
SM-C4116B	Type B	4 inch	(16) 1 inch (2 Rows 8)	4.625	5.50	0.50	0.437
SM-C4120A	Type A	4 inch	(20) 1 inch (2 Rows 10)	5.75	7.00	1.375	0.50
SM-C4120B	Type B	4 inch	(20) 1 inch (2 Rows 10)	5.75	7.00	1.375	0.50
SM-C41436A	Type A	4 inch	(36) 1.25 inch (3 Rows 12)	9.375	13.00	N/A	1.25
SM-C61424A	Type A	6 inch	(24) 1.25 inch (2 Rows 12)	7.50	13.00	N/A	1.25
SM-C61436A	Type A	6 inch	(36) 1.25 inch (3 Rows 12)	10.50	13.00	N/A	1.25
SM-C61516	Standard	6 inch	(16) 1.5 inch (2 Rows 8)	6.375	8.625	0.562	1.00
SM-C61516A	Type A	6 inch	(16) 1.5 inch (2 Rows 8)	6.375	8.625	0.562	1.00
SM-C61516B	Type B	6 inch	(16) 1.5 inch (2 Rows 8)	6.375	8.625	0.562	1.00
SM-C81436A	Type A	8 inch	(36) 1.25 inch (3 Rows 12)	9.375	13.00	N/A	1.25
SM-C8220	Standard	8 inch	(20) 2 inch (2 Rows 10)	8.75	9.75	0.365	1.50