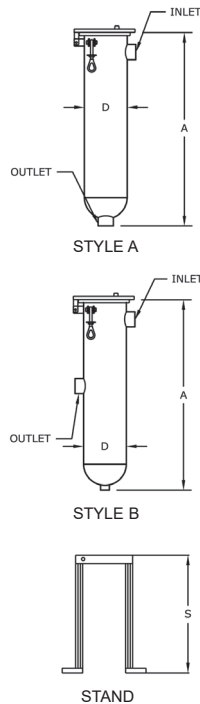


# BAG FILTERS



## SINGLE BAG FILTER HOUSINGS

**Single Bag Filter Housings** are built in standard sizes or can be custom engineered and fabricated to customer specifications. These bag filter housings are available in carbon steel, stainless steel 304, or stainless steel 316. Covers are easy to remove without any special tooling and the bags are easy to replace.



### STANDARD FEATURES

- Carbon Steel Materials
- 165 psi @ 185°F Maximum
- 100 gpm Typical Flow Rate
- Micron Rated from 1 to 800
- 1/4 inch FNPT Vent Port
- 1 inch FNPT Drain Port
- 1/4 inch FNPT Gauge Port
- SS304 Perforated Basket
- Powder Coated
- Adjustable Stand
- Swing Bolt Lid
- Buna-N O-rings

### OPTIONAL FEATURES

- Stainless Steel 304 or 316 Materials
- Maximum Design Pressure of 1440 psi and Higher
- Additional Connection Styles and Sizes
- Mesh Lined Basket
- Additional Coatings
- Davit Arm for Higher Pressure Unit
- ASME Code: All units will be designed, manufactured, tested, and stamped (upon request) in accordance with the ASME BPV Code, Sect. VIII Div. I using the latest edition and addenda.

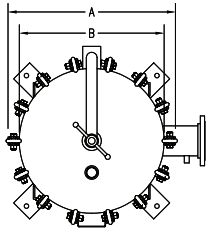
Model	Flow Rate GPM	Inlet/Outlet Connections Inches	Basket Length Inches	Vessel Height Inches (A)	Vessel Dia. Inches (D)	Stand Height Inches (S)	Surface Area Sq. Ft.	Bag Size Number
FR-SBF-50-6-*	50	1" FNPT	6	18	4.5	14	0.5	3
FR-SBF-50-12-*	50	1" FNPT	12	24	4.5	14	1.0	4
FR-SBF-200-15-*	200	2" FNPT	15	30	8.6	22	2.2	1
FR-SBF-200-30-*	200	2" FNPT	30	45	8.6	22	4.4	2

\* Housings are available in the following materials:  
 'CE' = Carbon Steel / Epoxy Coating; 'SSEP' = #304 Stainless Steel Electropolished  
 Note: Continuous product improvements may change data and dimensions without notice.

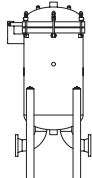
# BAG FILTERS



## MULTIPLE BAG FILTER HOUSINGS

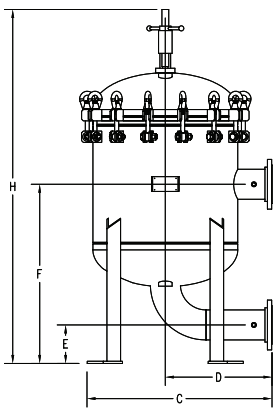


TOP VIEW

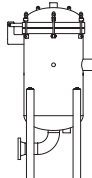


STYLE A

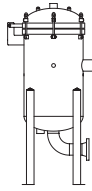
**Multiple Bag Filter Housings** are designed to contain several individual filter bags in a single steel vessel. These units handle high flow rates while occupying minimal floor space. They are manufactured in many sizes and configurations and serve as basket strainers or bag filters. In all cases, covers are easily removed and the baskets or bags are easily cleaned or replaced. The standard pressure rating for all models is 150 psi @ 150°F.



FRONT VIEW



STYLE B



STYLE C

### STANDARD FEATURES

- Carbon Steel Materials
- Flanged In and Out Connections
- (2) 1/4 inch FNPT Gauge Ports
- 1/4 inch FNPT Vent Port
- 1 inch FNPT Drain Port
- SS304 Perforated Baskets
- Buna-N O-rings
- Powder Coated
- Fixed Legs

### OPTIONAL FEATURES

- Stainless Steel 304 or 316 Materials
- Maximum Pressure of 1440 psi and Higher
- Additional Connection Styles and Sizes
- Mesh Lined Baskets
- Hydraulic, Hinged, or Hand Crank Lifting Mechanism
- Additional Coatings
- ASME Code: All units will be designed, manufactured, tested, and stamped (by request) in accordance with the ASME BPV Code, Sect. VIII Div. I using the latest edition and addenda.

Part Number	Number of Baskets	Typical Flow Rate GPM	Inlet/Outlet Diameter Inches	Dimensions, Inches						Surface Area Per Vessel Sq. Ft.	Bag Size Number	
				A	B	C	D	E	F			H
FR-MBF-3-*	3	300	3, 4	25	20	30.0	17.5	7.5	35.0	56.5	13.2	2
FR-MBF-4-*	4	400	3, 4	27	22	32.0	18.5	7.5	35.5	57.5	17.6	2
FR-MBF-5-*	5	500	3, 4, 6	29	24	34.0	19.5	8.5	40.0	73.5	22.0	2
FR-MBF-6-*	6	600	3, 4, 6	31	26	36.0	20.5	8.5	40.5	74.5	26.4	2
FR-MBF-7-*	7	700	4, 6, 8	33	28	38.5	22.0	10.0	45.0	79.5	30.8	2
FR-MBF-8-*	8	800	4, 6, 8	37	32	42.5	24.0	10.0	46.0	81.5	35.2	2
FR-MBF-9-*	9	900	6, 8	39	34	44.5	25.0	10.0	46.5	82.5	39.6	2
FR-MBF-10-*	10	1,000	8, 10	41	36	46.5	26.0	11.0	51.5	88.0	44.0	2
FR-MBF-11-*	11	1,100	8, 10	41	36	46.5	26.0	11.0	51.5	88.0	48.4	2
FR-MBF-12-*	12	1,200	8, 10	43	38	48.5	27.0	11.0	52.0	89.0	52.8	2
FR-MBF-14-*	14	1,400	8, 10	45	40	50.5	28.0	11.0	52.5	90.0	61.6	2
FR-MBF-16-*	16	1,600	8, 10, 12	47	42	52.5	29.0	12.5	57.5	95.5	70.4	2
FR-MBF-18-*	18	1,800	8, 10, 12	50	44	54.5	30.0	12.5	58.0	96.0	79.2	2
FR-MBF-21-*	21	2,100	10, 12	52	46	56.5	31.0	12.5	58.5	97.0	92.4	2
FR-MBF-22-*	22	2,200	10, 12	54	48	58.5	32.0	12.5	59.0	98.0	96.8	2
FR-MBF-24-*	24	2,400	10, 12	56	50	60.5	33.0	12.5	59.5	99.0	105.6	2
FR-MBF-32-*	32	3,200	12, 14	64	58	69.0	37.5	13.5	65.5	107.0	140.8	2

\* Housings are available in the following materials:

'C' = Carbon Steel; 'CE' = Carbon Steel / Epoxy Coating; 'SS' = #304 Stainless Steel; 'SSEP' = #304 Stainless Steel Electropolished

Note: Continuous product improvements may change data and dimensions without notice.